



DoD Numbers for Traumatic Brain Injury Worldwide – Totals

2004

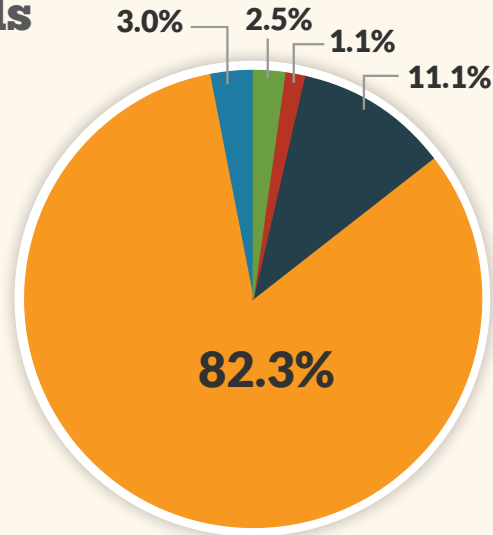
| | |
|------------------|--------|
| Penetrating | 359 |
| Severe | 166 |
| Moderate | 1,599 |
| Mild | 11,905 |
| Not Classifiable | 439 |

Total - All Severities 14,468

Source: Defense Medical Surveillance System (DMSS), Theater Medical Data Store (TMDS) provided by the Armed Forces Health Surveillance Center (AFHSB)

Prepared by the Defense and Veterans Brain Injury Center (DVBIC)

**Percentages may not add up to 100% due to rounding*



2004, as of Feb 17, 2017

Effective October 2015, the International Classification of Diseases was updated. With the improved information, more moderate traumatic brain injuries can be counted. Previously, some cases were categorized as “unclassifiable” severity due to more limited surveillance information. Also in 2015, the Assistant Secretary of Defense clarified the TBI case definition. A subsequent review found that some of the remaining “unclassifiable” cases were likely moderate TBI. This change also will contribute to higher counts of moderate TBI surveillance cases.

Worldwide numbers represent medical diagnoses of TBI that occurred anywhere U.S. forces are located including the continental United States since 2000.

Concussion/Mild TBI is characterized by the following: Confused or disoriented state which lasts less than 24 hours; or loss of consciousness for up to 30 minutes; or memory loss lasting less than 24 hours. Excludes penetrating TBI. A CT scan is not indicated for most patients with a Mild TBI. If obtained, it is normal.

Moderate TBI is characterized by the following: Confused or disoriented state which lasts more than 24 hours; or loss of consciousness for more than 30 minutes, but less than 24 hours; or memory loss lasting greater than 24 hours but less than seven days; or meets criteria for Mild TBI except an abnormal CT scan is present. Excludes penetrating TBI. A structural brain imaging study may be normal or abnormal.

Severe TBI is characterized by the following: Confused or disoriented state which lasts more than 24 hours; or loss of consciousness for more than 24 hours; or memory loss for more than seven days. Excludes penetrating TBI. A structural brain imaging study may be normal but usually is abnormal.

Penetrating TBI, or open head injury, is characterized by the following: A head injury in which the scalp, skull and dura mater (the outer layer of the meninges) are penetrated. Penetrating injuries can be caused by high-velocity projectiles or objects of lower velocity such as knives, or bone fragments from a skull fracture that are driven into the brain.

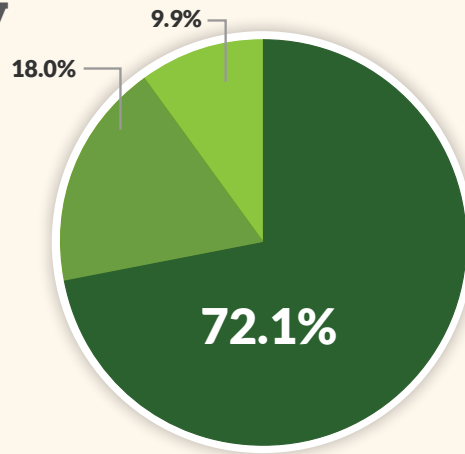


DoD Numbers for Traumatic Brain Injury Worldwide – Army

2004

| | |
|---------|-------|
| Active | 4,857 |
| Guard | 1,215 |
| Reserve | 669 |

Total - Army 6,741



Source: Defense Medical Surveillance System (DMSS), Theater Medical Data Store (TMDS) provided by the Armed Forces Health Surveillance Branch (AFHSB)

Prepared by the Defense and Veterans Brain Injury Center (DVBIC)

2004, as of Feb 17, 2017

*Percentages may not add up to 100% due to rounding

| Service | Component | Severity | Diagnosed |
|---------|-----------|------------------|-----------|
| Army | Active | Penetrating | 124 |
| | | Severe | 64 |
| | | Moderate | 523 |
| | | Mild | 3,991 |
| | | Not Classifiable | 155 |
| | Guard | Penetrating | 37 |
| | | Severe | 9 |
| | | Moderate | 146 |
| | | Mild | 982 |
| | | Not Classifiable | 41 |
| | Reserve | Penetrating | 16 |
| | | Severe | 11 |
| | | Moderate | 87 |
| | | Mild | 532 |
| | | Not Classifiable | 23 |

2004, as of 17 Feb, 2017

Source: Defense Medical Surveillance System (DMSS) and Theater Medical Data Store (TMDS) provided by the Armed Forces Health Surveillance Branch (AFHSB)

Prepared by the Defense and Veterans Brain Injury Center (DVBIC)

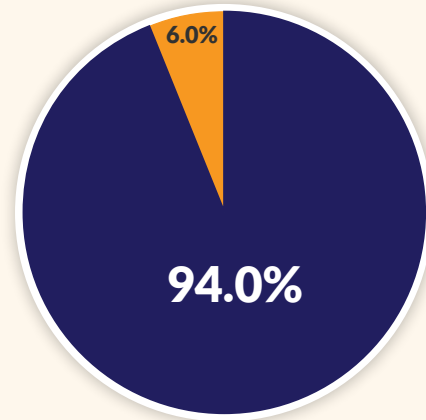


DoD Numbers for Traumatic Brain Injury Worldwide – Navy

2004

| | |
|---------|-------|
| Active | 2,643 |
| Reserve | 169 |

Total - Navy 2,812



Source: Defense Medical Surveillance System (DMSS), Theater Medical Data Store (TMDS) provided by the Armed Forces Health Surveillance Branch (AFHSB)

Prepared by the Defense and Veterans Brain Injury Center (DVBIC)

2004, as of Feb 17, 2017

**Percentages may not add up to 100% due to rounding*

| Service | Component | Severity | Diagnosed |
|---------|-----------|------------------|-----------|
| Navy | Active | Penetrating | 55 |
| | | Severe | 33 |
| | | Moderate | 273 |
| | | Mild | 2,214 |
| | | Not Classifiable | 68 |
| | Reserve | Penetrating | 9 |
| | | Severe | 2 |
| | | Moderate | 24 |
| | | Mild | 132 |
| | | Not Classifiable | 2 |

2004, as of 17 Feb, 2017

Source: Defense Medical Surveillance System (DMSS) and Theater Medical Data Store (TMDS) provided by the Armed Forces Health Surveillance Branch (AFHSB)

Prepared by the Defense and Veterans Brain Injury Center (DVBIC)

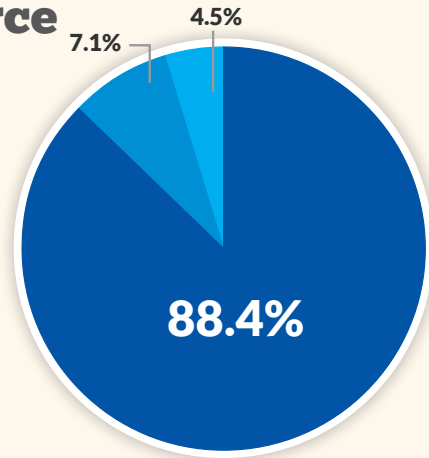


DoD Numbers for Traumatic Brain Injury Worldwide – Air Force

2004

| | |
|-----------|-------|
| ■ Active | 2,439 |
| ■ Guard | 197 |
| ■ Reserve | 123 |

Total - Air Force **2,759**



Source: Defense Medical Surveillance System (DMSS), Theater Medical Data Store (TMDS) provided by the Armed Forces Health Surveillance Branch (AFHSB)

Prepared by the Defense and Veterans Brain Injury Center (DVBIC)

2004, as of Feb 17, 2017

**Percentages may not add up to 100% due to rounding*

| Service | Component | Severity | Diagnosed |
|-----------|-----------|------------------|-----------|
| Air Force | Active | Penetrating | 36 |
| | | Severe | 22 |
| | | Moderate | 230 |
| | | Mild | 2,082 |
| | | Not Classifiable | 69 |
| | Guard | Penetrating | 3 |
| | | Severe | 3 |
| | | Moderate | 13 |
| | | Mild | 173 |
| | | Not Classifiable | 5 |
| | Reserve | Penetrating | 3 |
| | | Severe | 1 |
| | | Moderate | 8 |
| | | Mild | 107 |
| | | Not Classifiable | 4 |

2004, as of 17 Feb, 2017

Source: Defense Medical Surveillance System (DMSS) and Theater Medical Data Store (TMDS) provided by the Armed Forces Health Surveillance Branch (AFHSB)

Prepared by the Defense and Veterans Brain Injury Center (DVBIC)

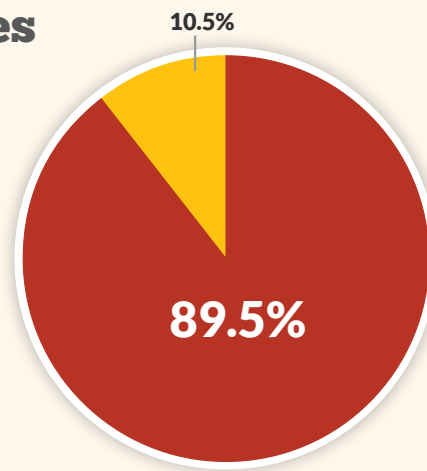


DoD Numbers for Traumatic Brain Injury Worldwide – Marines

2004

| | |
|---------|-------|
| Active | 1,929 |
| Reserve | 227 |

Total - Marines **2,156**



Source: Defense Medical Surveillance System (DMSS), Theater Medical Data Store (TMDS) provided by the Armed Forces Health Surveillance Branch (AFHSB)

Prepared by the Defense and Veterans Brain Injury Center (DVBIC)

2004, as of Feb 17, 2017

**Percentages may not add up to 100% due to rounding*

| Service | Component | Severity | Diagnosed |
|---------|-----------|------------------|-----------|
| Marines | Active | Penetrating | 68 |
| | | Severe | 20 |
| | | Moderate | 263 |
| | | Mild | 1511 |
| | | Not Classifiable | 67 |
| | Reserve | Penetrating | 8 |
| | | Severe | 1 |
| | | Moderate | 32 |
| | | Mild | 181 |
| | | Not Classifiable | 5 |

2004, as of 17 Feb, 2017

Source: Defense Medical Surveillance System (DMSS) and Theater Medical Data Store (TMDS) provided by the Armed Forces Health Surveillance Branch (AFHSB)

Prepared by the Defense and Veterans Brain Injury Center (DVBIC)